


TOPKIT H3/33B DIN



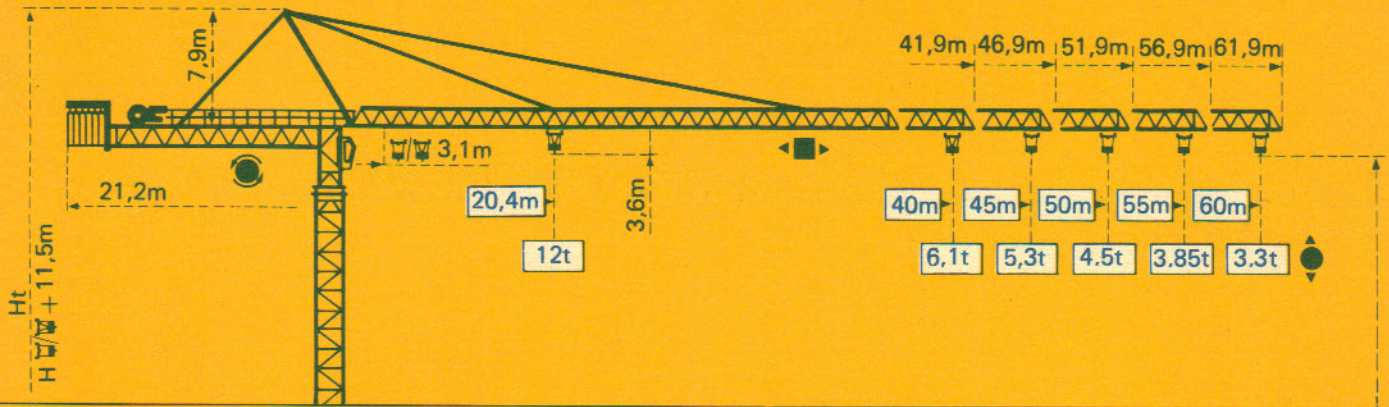
TOPKIT H3/33B DIN

Potain



Potain TOPKIT H3/33B_{DIN}

Cotes *Abmessungen* Dimensions *Dimensiones*



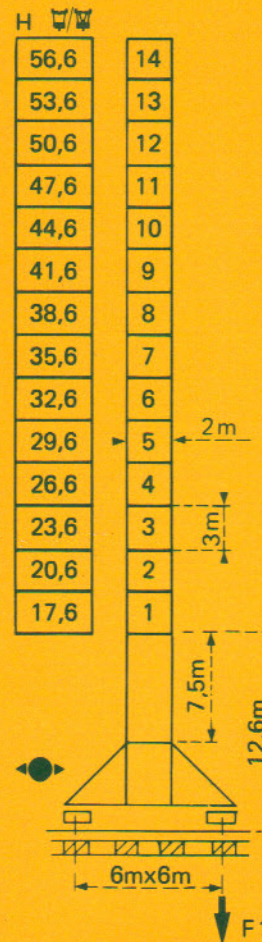
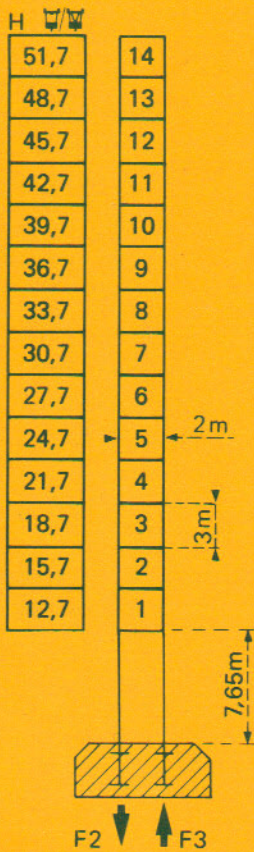
Măture Mast Mast Mástil
 ▣ 2m x 2m

PA 654

Măture Mast Mast Mástil
 ▣ 2m x 2m

VA 654

$$H_{\square} = H_{\square/\square} + 0,7m$$




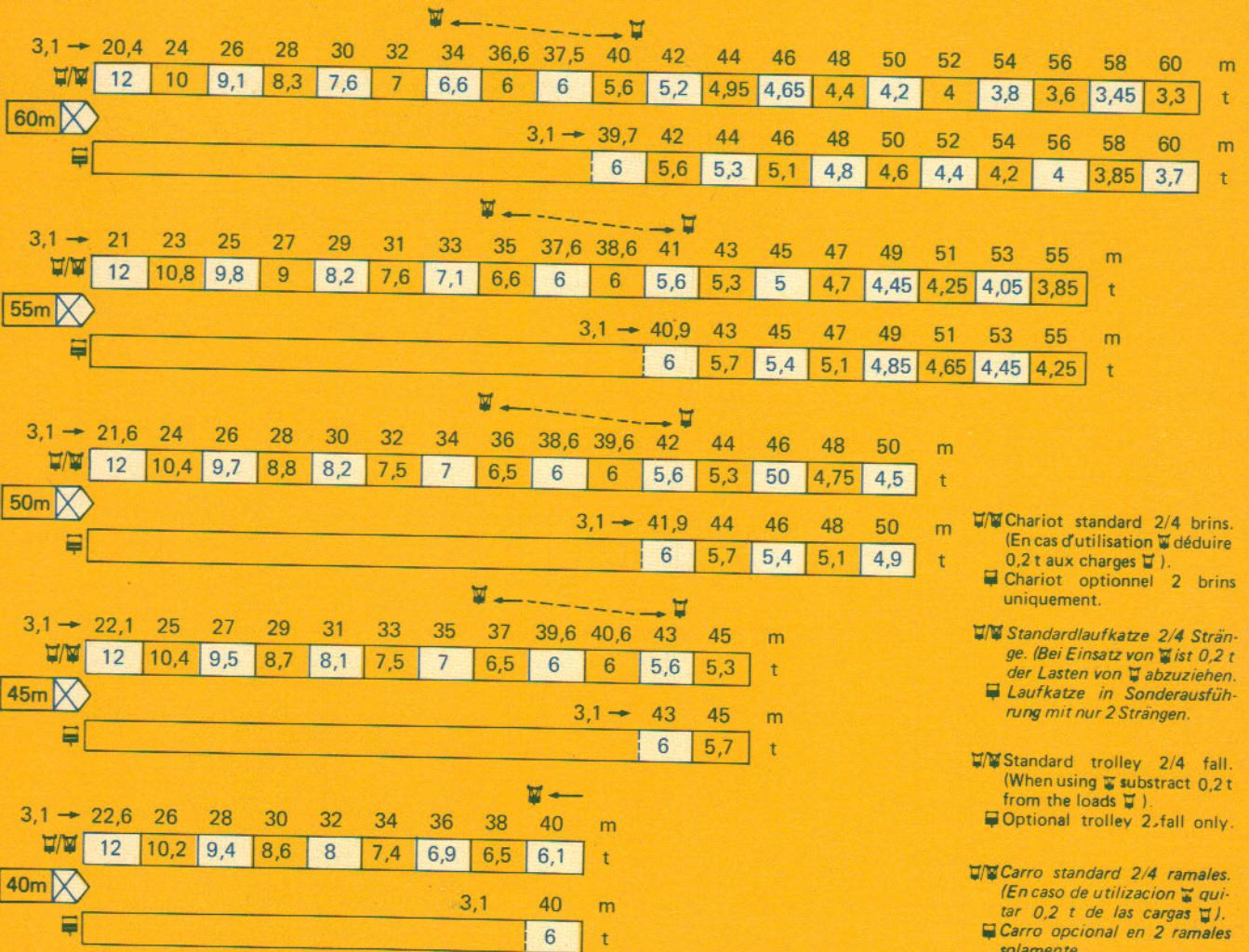
F = Réactions *Eckdrücke* Reactions *Reacciones*

| | | |
|----|---------|---------|
| F2 | ● 140 t | ■ 140 t |
| F3 | ● 92 t | ■ 96 t |
| | 78,5 t | |

| | | |
|----|---------|---------|
| F1 | ● 111 t | ■ 106 t |
| | 93 t | |

Courbes de charges Lastkurven Load curves Curvas de cargas

 Flèche Ausleger Jib Flecha



 Chariot standard 2/4 brins.
(En cas d'utilisation  déduire 0,2 t aux charges ).

 Chariot optionnel 2 brins uniquement.

 Standardlaufkatze 2/4 Stränge.
(Bei Einsatz von  ist 0,2 t der Lasten von  abzuziehen.

 Laufkatze in Sonderausführung mit nur 2 Strängen.

 Standard trolley 2/4 fall.
(When using  subtract 0,2 t from the loads ).


 Optional trolley 2-fall only.

 Carro standard 2/4 ramales.
(En caso de utilización  quitar 0,2 t de las cargas .


 Carro opcional en 2 ramales solamente.

Implantations spéciales Einsatzmöglichkeiten Special mounting possibilities Instalaciones especiales


Nous consulter
Auf Anfrage
Consult us
Consultarnos




H > H maxi : nous consulter

- En service
- Hors service
-  A vide sans lest avec flèche et hauteur maximum.


H > H maxi : Auf Anfrage

- In Betrieb
- Ausser Betrieb
-  Ohne Last und Ballast mit Maximalausleger und Maximalhöhe.










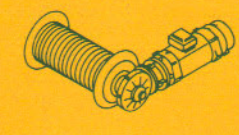























H > H maxi : consult us

- In service
- Out of service
-  Without load and ballast with longest jib and maximum height.

H > H máxi : Consultarnos

- En servicio
- Fuera de servicio
-  Sin cargas, sin lastre con flecha y altura máxima.

Mécanismes Antriebe Mechanisms Mecanismos

| | | | | | m/min | t |  | ch-PS hp | kW | |
|--|---|---|---|--|--|---|---|-------------|-----------|--|
| Levage Heben Hoisting Elevación |  | 55 RCS 30  |  |  | 0 - 34 | 6 | 365 m >365 m* | 55 | 40,5 | |
| | | | |  | 0 - 68 | 3 | | | | |
| | | |  |  | 0 - 17 | 12 | | | | |
| | | | |  | 0 - 34 | 6 | | | | |
| |  | 120 LMD 30 S  |  |  | 0 - 65 | 6 | 621 m >621 m* | 120 | 88,3 | |
| | | | |  | 0 - 130 | 3 | | | | |
| | | |  |  | 0 - 260 | 1,5 | | | | |
| | | | |  | 0 - 32 | 12 | | | | |
| | | | |  | 0 - 65 | 6 | | | | |
| | | | |  | 0 - 130 | 3 | | | | |
| | Distribution - Katzfahren Trolleying - Distribución | |  | 6 DPC 4 | 7,5 30 60 |  |  | 3 - 6 | 2,2 - 4,4 | |
| | Orientation - Schwenken Slewing - Orientación | |  | OMD 85 | 0 → 0,9 tr/min U/min-rpm |  |  | 2 x 12 | 2 x 8,8 | |
| Translation Kranfahren Travelling Traslación | ♦ Normal Normal Normal Normal | VA 654  R ≥ 12 m | RT 645 | | 27 |  |  | 4 x 5 | 4 x 3,7 | |
| | ♦♦ Service intensif Dauerbetrieb Heavy duty Servicio intensivo | | ♦ RTTP 645 - 2 V | 15 - 30 |  |  | 4 x 5 | 4 x 3,7 | | |
| | | | ♦♦ RCT 646 H ≤ 41,6 m | 12 - 60 |  |  | 4 x 6,5 | 4 x 4,8 | | |
| Puissance électrique nécessaire Anschlusswert Necessary electric power Potencia electrica necesaria | | 380 V 50 HZ  60 HZ* | Réseau - Netzstrom - Mains supply - Red | | | | RCS : 75 kVA LMD : 160 kVA | | | |
| | | | Groupe électrogène - Stromaggregat Generator set - Grupo electrogeno | | | | | * | | |

* Nous consulter - Auf Anfrage - Consult us - Consultarnos

DIN 15018 H1 B3

 **Potain**

18, rue de Charbonnières B.P 173 - F 69130 ECULLY
 Tél. (7) 833.81.81 Téléx 330 179
 EXPORT. 89 Av. du Pdt Roosevelt - CHEVILLY - LARUE
 F 94150 RUNGIS - Tél. (1) 687.22.23 - Téléx 270001
 POTAIN GmbH - D 6082 MÖRFELDEN - WALLDORF
 Nordendstr. 79-87 - Postfach 420 - Tel. (6 105) 5091 - Telex 4 185745
 POTAIN SUISSE S.A. - CH 5115 MÖRIKEN WILDEGG
 Tel. 64.53.19.91 - Telex 68294

Modificaciones reservadas - Änderungen vorbehalten - Subject to modification - Modificaciones reservadas

Ref. 8105 EZO 1

Printed in France